

# MPIN01

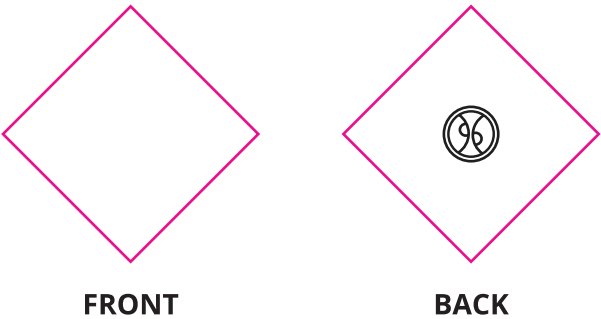
## CUSTOM SHAPE LAPEL PIN – IMITATION SOFT ENAMEL

Material: metal  
Print max size: 45 x 45 mm (other size on request)  
Technique: imitation of soft enamel 4c in PMS  
(more colours on request)  
Thickness: 8 mm (with clutch, other thickness on request)  
Plating: nickel or brass  
MOQ: 250

Two enamel colours must be separated by raised metal,  
min. thickness of raised metal is 0,5 mm  
(additional embossing/debossing logo backside  
on request)



imprint possible at FRONT only

SCALE 1:1



 BUTTERFLY CLUTCH  
 CUSTOM SHAPE

### CUSTOMIZATION: MAGNETIC BACKING

| PIN SIZE (LENGHT + WIDTH / 2)   | ROUND MAGNET/S SIZE   |
|---|---|
| 15 mm   | 10 x 1 mm   |
| 20 mm   | 10 x 1 mm   |
| 25 mm   | 10 x 1 mm   |
| 30 mm   | 15 x 2 mm   |
| 35 mm   | 15 x 2 mm   |
| IRON / STAINLESS STEEL - 1 MAGNET   | ZINC ALLOY / BRASS - 2 MAGNETS  |
|  |  |
| Attention: Final number of magnets depends from material and finishing.               |   |

# MK1001

## 2D CUSTOM SHAPE PVC KEYRING


2D design, 4 colours on 1 side included.

Customization: change from M1 to K1/K2

Max. size: 7 x 7 x 0,4 cm

Size: (length + width) / 2


SCALE 1:1



FRONT

MAX.  
BASE SIZE  
4 mm

— CUSTOM BASE SHAPE



M1  
DEFAULT

K1

K2