

SCALE 1:4

GENERAL COMMENTS:


THE FINAL OUTCOME OF THE COLOURS WILL BE AFFECTED DEPENDING OF THE LAMINATION TYPE.

DUE TO THE NATURE OF FULL COLOUR PRINTING THE OUTCOME OF THE FINAL COLOUR RESULT CAN BE SLIGHTLY DIFFERENT IN A REAL SAMPLE.

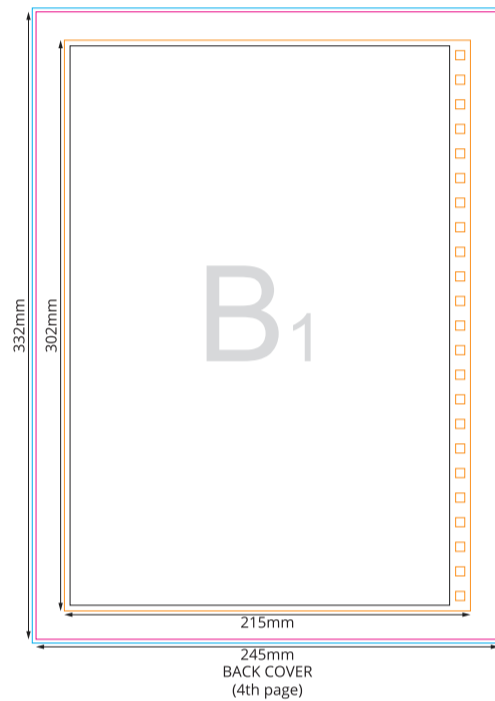
WATERMARK EFFECT MIGHT BE DIFFERENT FROM EXPECTATION.THE FINAL EFFECT CAN BE TOO DARK OR TOO BRIGHT.

ATTENTION:


SKETCH OF COMPONENT PLACEMENT




BOTTOM OUTER COVER




TOP OUTER COVER




TOP INNER COVER




BOTTOM INNER COVER



WIRE-O NOTEPAD - BACK



WIRE-O NOTEPAD - FRONT



Key:

- Finished component size
- Bleed area. In case of bleed imprint, please extend it until blue line
- Safe print area. Keep all important text and graphics within this area
- Solid Board
- Axis of the Crease
- Visual spine edge

A₁

B₁



C₁

D₁

E 1

E₂